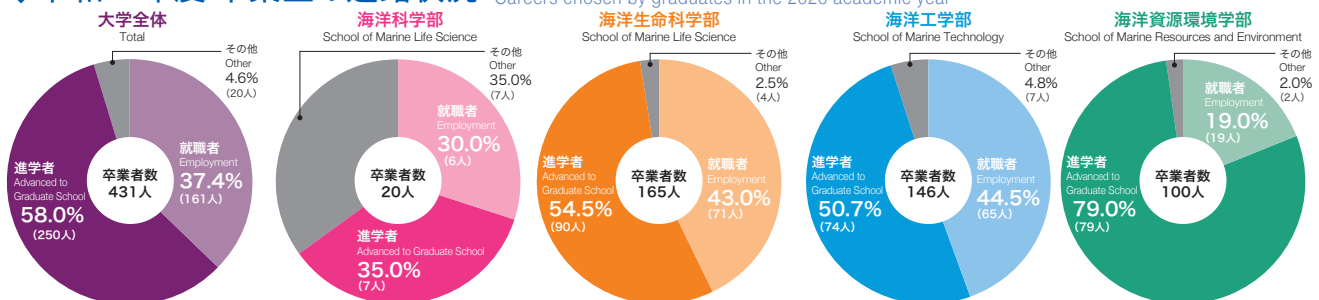


進路状況 CAREERS CHOSEN BY GRADUATES

◆令和2年度卒業・修了者の進路状況 Career Chosen By Graduates in the 2020 Academic Year

学科・課程等 Courses	卒業・修了者数 Number of Graduates	卒業・修了者の進路内訳 Chosen Careers														その他 (進学希望等) Other	
		進学 Advanced to Graduate School								就職 Employment							
		大学 大学院 Graduate School		海洋科学 専攻科 Advanced Onboard Training Course for Marine Science and Technology		乗船実習科 Advanced Onboard Training Course for Mercantile Marine		研究生・科目 等履修生 Research Students Auditor		就職者 Employment		就職準備中の者 Those in preparation for work					
男 Male	女 Female	男 Male	女 Female	男 Male	女 Female	男 Male	女 Female	男 Male	女 Female	男 Male	女 Female	男 Male	女 Female	男 Male	女 Female		
海洋科学部 School of Marine Science	海洋環境学科 Undergraduate Course of Ocean Sciences	4		2									2				
	海洋生物資源学科 Undergraduate Course of Marine Biosciences	6	1	2										2		2	1
	食品生産科学科 Undergraduate Course of Food Science and Technology	2	2	1	1								1			1	
	海洋政策文化学科 Undergraduate Course of Marine Policy and Culture	3	2		1								2	1		1	
	計 Subtotal	15	5	5	2	0	0			0			4	2	2	0	4
		20		7		0		0		0		6		2		5	
海洋生命科学部 School of Marine Life Science	海洋生物資源学科 Undergraduate Course of Marine Biosciences	46	22	28	12		1					16	9			2	
	食品生産科学科 Undergraduate Course of Food Science and Technology	17	43	12	23		2					4	18			1	
	海洋政策文化学科 Undergraduate Course of Marine Policy and Culture	22	15	6	2	3	1					13	11			1	
	計 Subtotal	85	80	46	37	3	4			0		33	38			3	1
		165		83		7		0		0		71		0		4	
海洋工学部 School of Marine Technology	海事システム工学科 Undergraduate Course of Maritime Systems Engineering	42	5	8	1			18	2	1		11	2			4	
	海洋電子機械工学科 Undergraduate Course of Marine Electronics and Mechanical Engineering	53	7	14	2			20				18	4			1	1
	流通情報工学科 Undergraduate Course of Logistics and Information Engineering	24	15	6	2							17	13			1	
	計 Subtotal	119	27	28	5			38	2	1		46	19			6	1
		146		33		0		40		1		65		0		7	
海洋資源環境学部 School of Marine Resources and Environment	海洋環境科学科 Undergraduate Course of Ocean Sciences	35	23	25	14	4	4					6	3				2
	海洋資源エネルギー学科 Undergraduate Course of Marine Resources and Energy	30	12	19	5	7	1					4	6				
	計 Subtotal	65	35	44	19	11	5					10	9		0		2
		100		63		16		0		0		19		0		2	
水産専攻科 Advanced Training Course for Maritime Science and Technology	30	8		3								29	5	1			
		38		3		0		0		0		34		1		0	
乗船実習科 Advanced Onboard Training Course for Mercantile Marine	39	7		1								39	6				
		46		1		0		0		0		45		0		0	
大学院海洋科学技術研究科 Graduate School of Marine Science and Technology	博士前期課程 Master's Course	172	80	10	9					1		137	55	5	2	16	17
			252		19		0		0	2		192		7		33	
	博士後期課程 Doctoral Course	21	8									16	7			5	1
		29		0		0		0		0		23		0		6	
合計 Total		546	250	133	76	14	9	38	2	2	0	314	141	8	2	34	23
		796		209		23		40		2		455		10		57	

◆令和2年度卒業生の進路状況 Careers chosen by graduates in the 2020 academic year



◆令和2年度就職者数 Number of Employed Graduates in the 2020 Academic Year

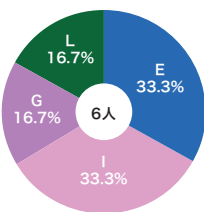
区分 Classification	就職者数 Number of employees																		
	海洋科学部 School of Marine Science		海洋生命科学部 School of Marine Life Science		海洋工学部 School of Marine Technology		海洋資源環境学部 School of Marine Resources and Environment		水産専攻科 Advanced Training Course for Maritime Science and Technology		乗船実習科 Advanced Onboard Training Course for Mercantile Marine		大学院海洋科学技術研究科 Graduate School of Marine Science and Technology				合計 Total		
													博士前期課程 Master's course		博士後期課程 Doctoral course				
	男 Male	女 Female	男 Male	女 Female	男 Male	女 Female	男 Male	女 Female	男 Male	女 Female	男 Male	女 Female	男 Male	女 Female	男 Male	女 Female	男 Male	女 Female	
A 農業、林業 Agriculture, forestry							1							2				3	0
B 漁業 Fishery			1	1										1				2	1
C 鉱業、採石業、砂利採取業 Mining, quarrying, gravel excavation														1				1	0
D 建設業 Construction			1		3	1	2		1			2	2	5	2			14	5
E 製造業 Manufacturing	1	1	6	8	10	1	1	1	2	3		1	57	24	1			78	39
F 電気・ガス・熱供給・水道業 Electricity, gas, heat and water supply services					1	1	1	2					5	1				7	4
G 情報通信業 Information and Communication Industry		1	4	4	9	6		2	2			1	1	8	8			24	22
H 運輸業、郵便業 Transport and postal services			2	5	11	4			14	1	34	2	5	1				66	13
I 卸売業・小売業 Wholesale Industry, Retail Industry	2		1	6	2	3			1				4	2				10	11
J 金融業・保険業 Banking, Trust Industry			1	1	1	1							5					7	2
K 不動産業・物品賃貸業 Real Estate Industry, Goods Rentals			2											1				2	1
L 学術研究、専門・技術サービス業 Academic and research & development institution, Professional/Technical Services	1			2	6	1	2	1					15	5	12	5		36	14
M 宿泊業、飲食サービス業 Accommodations, Eating and Drinking Places													1					1	0
N 生活関連サービス業、娯楽業 Household Services, Amusement			1					1	1									2	1
O 教育、学習支援業 Education and Learning Support School Education Miscellaneous			1	1	1		1		1	1	2		6	1	3	1		15	4
P 医療、福祉 Medical Care, Welfare				1	1								2			1		3	2
Q 複合サービス事業 Compound Services			1											1				1	1
R サービス業 Services					1	1			5					1				6	2
S 公務 Official duty			12	8			2	2	2				16	6				32	16
T 上記以外 Others				1									4	2				4	3
就職者数 Number of employed graduates	4	2	33	38	46	19	10	9	29	5	39	6	137	55	16	7		314	141
就職希望者数 Number of Graduating students seeking employment	6	2	33	38	46	19	10	9	30	5	39	6	142	57	16	7		322	143
就職率 Employment rate	66.67%	100.00%	100.00%	100.00%	100.00%	100.00%	100.00%	100.00%	96.67%	100.00%	100.00%	100.00%	96.48%	96.49%	100.00%	100.00%		97.52%	98.60%
			75.000%	100.000%	100.000%	100.000%	100.000%	100.000%	97.143%	100.000%	100.000%	100.000%	96.482%	100.000%	100.000%	100.000%		97.849%	

注：就職率=就職者÷就職希望者

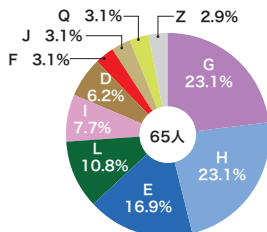
Note: Employment rate = number of employed graduating students ÷ number of graduating students seeking employment

◆令和2年度卒業生就職状況 Number of employed graduates by industry in the 2020 academic year

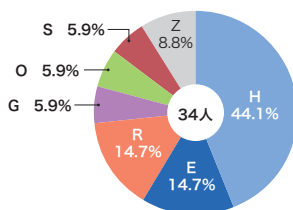
海洋科学部
School of Marine Science



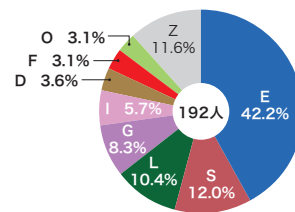
海洋工学部
School of Marine Technology



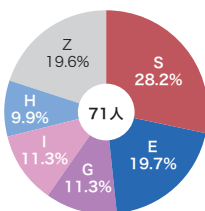
水産専攻科
Advanced Training Course for Maritime Science and Technology



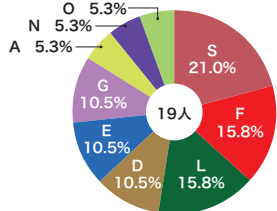
博士前期課程
Master's course



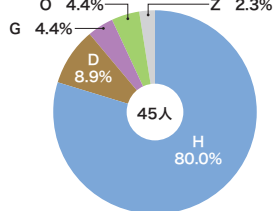
海洋生命科学部
School of Marine Life Science



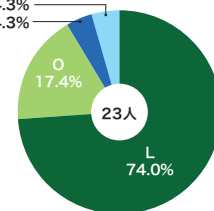
海洋資源環境学部
School of Marine Resources and Environment



乗船実習科
Advanced Onboard Training Course for Mercantile Marine



博士後期課程
Doctoral course



※Zはその他
※Z=Others